

DAILY PORTFOLIO REPORT JOURNAL

THIS JOURNAL TRACKS THE SYSTEM PERFORMANCE OVER A 30 DAY PERIOD. THIS REPORT WILL BE USED TO VALIDATE MODEL VIABILITY AND SHOWCASE SYSTEM PERFORMANCE.

APRIL 30TH, 2026



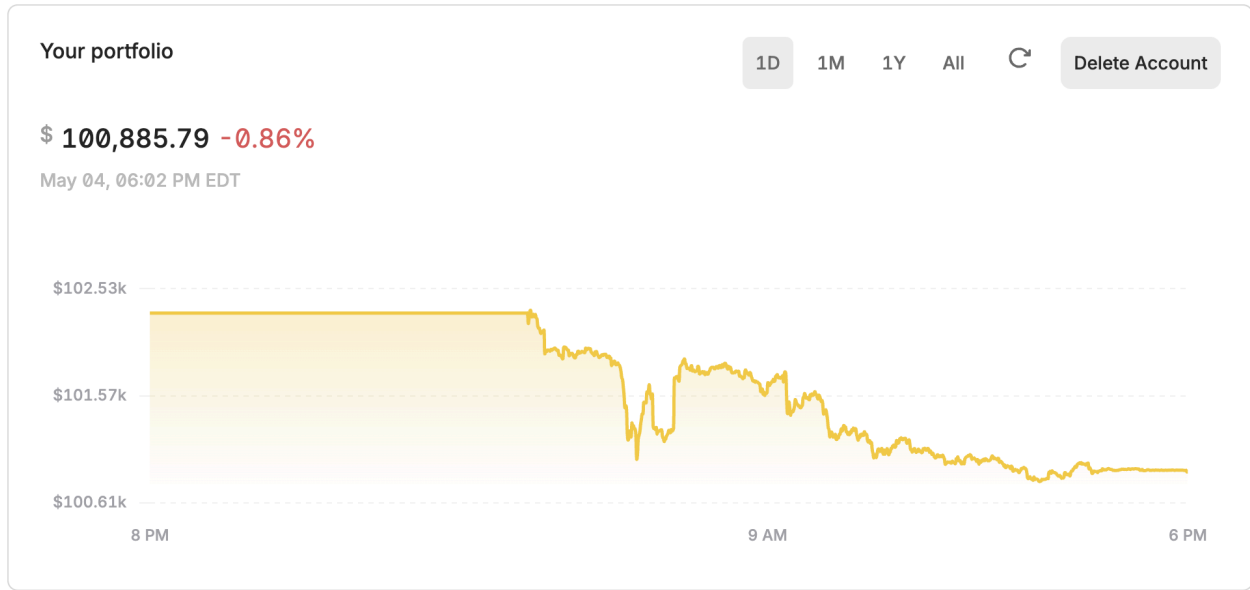
Balances →



Buying Power	Cash	Daily Change
\$349,973.12	\$51,589.75	\$1,943.11

Asset	Price	Qty	Side	Market Value	Avg Entry	Cost Basis	Today's P/L (%)	Today's P/L (\$)	Total P/L (%)
<u>CTOS</u>	\$9.85	1,731	Long	\$17,050.35	\$9.4472	\$16,353.169	+4.26%	\$697.18	+4.26%
<u>INTC</u>	\$94.25	170	Long	\$16,022.50	\$93.9828	\$15,977.0801	+0.28%	\$45.42	+0.28%
<u>MPWR</u>	\$1,700.00	10	Long	\$17,000.00	\$1,564.779	\$15,647.79	+8.64%	\$1,352.21	+8.64%

DAY ONE PROVED TO BE A SUCCESS. THIS SYSTEM MANAGED TO MAKE OVER \$1,900 ON ITS FIRST DAY TRADING.

MONDAY MAY 4TH, 2026



 Balances 

Buying Power	Cash	Daily Change
\$320,501.83	\$74,593.28	-\$872.28



Asset	Price	Qty	Side	Market Value	Avg Entry	Cost Basis	Today's P/L (%)	Today's P/L (\$)	Total P/L (%)
<u>CTOS</u>	\$9.55	798	Long	\$7,620.90	\$9.54	\$7,612.92	+0.11%	\$7.98	+0.11%
<u>MPWR</u>	\$1,575.00	4	Long	\$6,300.00	\$1,556.20	\$6,224.80	+1.21%	\$75.20	+1.21%
<u>SQQQ</u>	\$50.58	159	Long	\$8,041.81	\$50.81	\$8,078.79	-0.46%	-\$36.98	-0.46%
<u>TLT</u>	\$85.05	51	Long	\$4,337.55	\$84.90	\$4,329.90	+0.18%	\$7.65	+0.18%

THIS VERSION OF THE MODEL DIDN'T HAVE SUFFICIENT DOWNSIDE RISK PROTECTION AND AS A RESULT SIGNIFICANT LOSSES WERE REALIZED. TRADING WAS HALTED AND ENHANCEMENTS WERE MADE TO IMPROVE CAPITAL ALLOCATION AND REDUCE PORTFOLIO DRIFT.

| OPENED A FRESH ACCOUNT FOR THE NEW SYSTEM | BUILT. RESULTS BELOW ARE STARTING FROM A FRESH \$100000 ACCOUNT.

TUESDAY MAY 5TH, 2026



 Balances 

Buying Power	Cash	Daily Change
\$139,829.51	\$45,080.62	\$2,198.99

Asset	Price	Qty	Side	Market Value	Avg Entry	Cost Basis	Today's P/L (%)	Today's P/L (\$)
ALAB	\$219.66	32	Long	\$7,029.12	\$219.53	\$7,024.96	+0.06%	\$4.16
AMD	\$382.39	18	Long	\$6,883.02	\$355.0022	\$6,390.04	+7.72%	\$492.98
APLD	\$39.55	205	Long	\$8,107.87	\$38.06	\$7,802.30	+3.92%	\$305.57
GOOGL	\$393.71	18	Long	\$7,086.78	\$387.2794	\$6,971.03	+1.66%	\$115.75
MARA	\$12.11	541	Long	\$6,551.51	\$12.13	\$6,562.33	-0.17%	-\$10.82
RIOT	\$20.21	367	Long	\$7,418.17	\$19.54	\$7,171.18	+3.44%	\$246.99
SOXX	\$488.88	14	Long	\$6,844.36	\$485.41	\$6,795.74	+0.72%	\$48.62
TQQQ	\$68.12	105	Long	\$7,152.46	\$67.651	\$7,103.35	+0.69%	\$49.11

THE ENHANCEMENTS MADE HAVE DRAMATICALLY IMPROVED THE SYSTEM'S POSITION FILTERING AND REELED IN THE PORTFOLIO ALLOCATION PER POSITION. IT'S APPARENT THAT THE MODEL KNOWS WHICH TRADES WILL MOVE IN A FAVORABLE DIRECTION AND KNOWS TO CUT LOSERS EARLY.

WEDNESDAY MAY 6TH, 2026

Your portfolio

1D 1M 1Y All ↻

Delete Account

\$ 105,696.09 +4.21%

May 06, 03:18 PM EDT



Balances

Buying Power
\$135,103.11

Cash
\$38,036.83

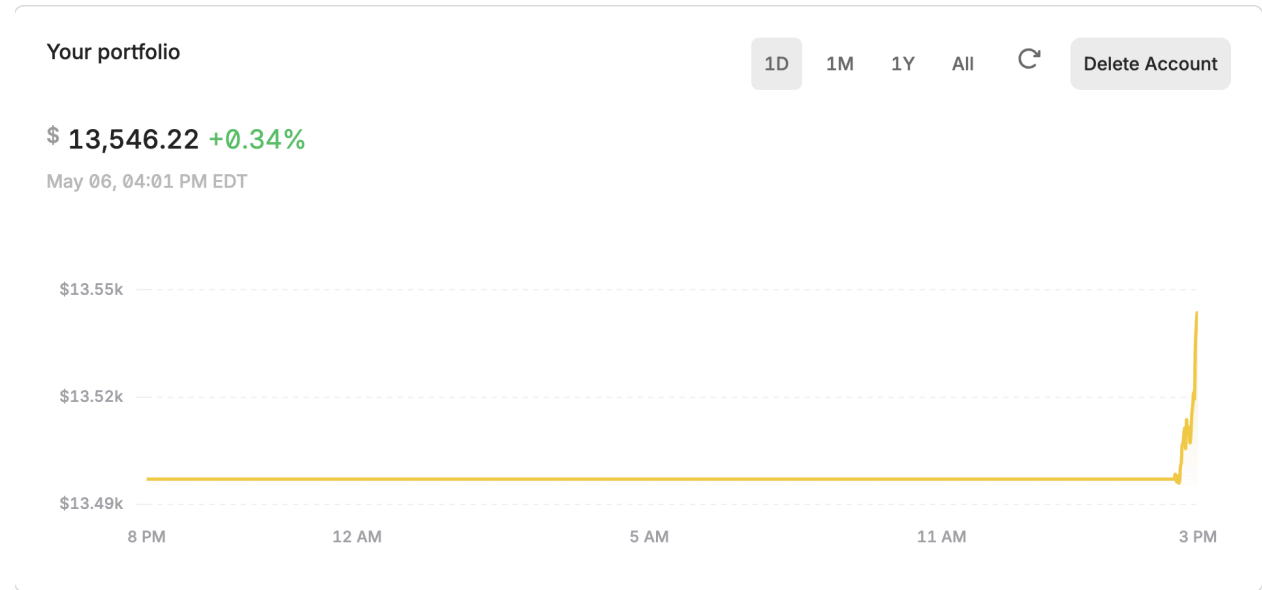
Daily Change
\$4,266.07

Asset	Price	Qty	Side	Market Value	Avg Entry	Cost Basis	Today's P/L (%)	Today's P/L (\$)	Total P/L (%)
<u>AMD</u>	\$419.79	18	Long	\$7,556.22	\$355.0022	\$6,390.04	+18.16%	\$1,161.54	+18.25%
<u>APLD</u>	\$42.92	205	Long	\$8,798.60	\$38.06	\$7,802.30	+7.62%	\$623.20	+12.77%
<u>GOOGL</u>	\$395.11	18	Long	\$7,111.98	\$387.2794	\$6,971.03	+1.72%	\$120.24	+2.02%
<u>IONQ</u>	\$52.21	132	Long	\$6,891.72	\$51.4698	\$6,794.0199	+1.44%	\$97.70	+1.44%
<u>MARA</u>	\$13.00	541	Long	\$7,033.00	\$12.13	\$6,562.33	+6.91%	\$454.44	+7.17%
<u>OKLO</u>	\$78.66	88	Long	\$6,922.08	\$76.4705	\$6,729.40	+2.86%	\$192.68	+2.86%
<u>QBTS</u>	\$23.74	303	Long	\$7,191.71	\$23.3602	\$7,078.15	+1.60%	\$113.56	+1.60%
<u>RIOT</u>	\$23.54	367	Long	\$8,639.18	\$19.54	\$7,171.18	+15.68%	\$1,170.73	+20.47%
<u>TQQQ</u>	\$71.32	105	Long	\$7,488.08	\$67.651	\$7,103.35	+5.82%	\$412.13	+5.42%

My father and I came to an agreement that he would fund an Alpaca account with \$13,500 as an initial investment in this system. So I need to redevelop the program to trade with 13K instead of 100K. I plan on paper trading with the 13K first to ensure the system still works as expected despite the reduced portfolio equity.

I'm halting trading in this account now and setting up the 13K account for live trading tomorrow.

WEDNESDAY MAY 6TH, 2026



Balances →

Buying Power	Cash	Daily Change
\$21,602.32	\$9,056.25	\$35.17

Asset	Price	Qty	Side	Market Value	Avg Entry	Cost Basis	Today's P/L (%)	Today's P/L (\$)	Total P/L (%)	Total P/L (\$)
AMD	\$421.31	2	Long	\$842.62	\$418.49	\$836.98	+0.67%	\$5.64	+0.67%	+\$5.64
APLD	\$44.35	22	Long	\$975.70	\$43.44	\$955.68	+2.10%	\$20.02	+2.10%	+\$20.02
OKLO	\$79.35	10	Long	\$793.50	\$78.84	\$788.40	+0.65%	\$5.10	+0.65%	+\$5.10
QBTS	\$23.82	37	Long	\$881.34	\$23.84	\$882.08	-0.08%	-\$0.74	-0.08%	-\$0.74
RIOT	\$23.55	42	Long	\$989.16	\$23.33	\$979.86	+0.95%	\$9.30	+0.95%	+\$9.30

DESPITE THIS RUN BEING CONSIDERABLY LESS IMPRESSIVE THAN THE REST DUE TO THE DRASTICALLY REDUCED PORTFOLIO EQUITY, RESULTS STILL PROVE TO BE FAVORABLE WITH THE MODEL STILL ACCURATELY PREDICTING POSITIVE MOMENTUM IN STOCK PRICE. I SHOULD ALSO MENTION *THIS ONLY TRADED FOR ABOUT 30 MINUTES* BEFORE MARKETS CLOSED TODAY.